

## Devotionals & Activities for Parents and Kids



# Parents,

Welcome to VROOM! While we are not able to connect with you through in-person retreats, camps, and events at this time, we are delighted to bring Trout to you and your home in this digital content pack. This packet is designed as a parent-led, family devotional and activity.

Each Day begins with a Parent Guide and is labeled by day (Day 1, Day 2, Day 3, etc.).

The Family Devotional and Activities Guide are designed to be used in sequence, but feel free to take a break and skip days, but remember to pick up where you left off. Our goal is to provide you with a way to engage your elementary-aged kids in God's Word through a daily study of the Bible along with camp-style activities specifically designed for kids.

On the left side of each guide is a brief run-down of the day including the main teaching of the Bible passage, the Bible Story that you will be leading your kids through, and any materials that you will need for the devotion. We have supplied you with most of the materials you will need in PDF forms included in the packet. Some materials may need to be purchased, but feel free to substitute or things you may have on hand. The most important part is that you are engaging your kids in God's Word, not necessarily that you are able to follow all of our instructions to the letter.

The main section of the guide each day follows a predictable pattern:

- Introduction
- Bible Story
- Activity
- Wrap-Up

Each section lists a suggested length of time for each part as well as materials that will be used during the session. On average, it will take you around 5-10 minutes to prep materials or just prep as you go. (Kids make great helpers!)

We are privileged to be able to partner with you in this way during this uncertain time. While we are prevented from gathering in groups, our God is still sovereign. He is still faithful, and we are so thankful for the hope that we have in Jesus Christ.

We welcome your feedback, and if you find this content pack helpful please share on your social media outlets.

**TROUT LAKE CAMPS,**

*Program Team*



A special thanks to Lifechurch.tv & KidSpring for allowing us to adapt our own VROOM series from their original works.

# TABLE OF CONTENTS

| <b>Content</b>                   | <b>Page</b> |
|----------------------------------|-------------|
| <b>Day 1</b>                     |             |
| Parent Guide.....                | 4           |
| Bible Story Mad Lib Sheet.....   | 6           |
| <b>Day 2</b>                     |             |
| Parent Guide.....                | 7           |
| Bible Story.....                 | 9           |
| Numbers .....                    | 10          |
| Game Cards .....                 | 11          |
| <b>Day 3</b>                     |             |
| Parent Guide.....                | 17          |
| Pictures .....                   | 19          |
| Charades Cards .....             | 31          |
| Memory Verse Cards .....         | 35          |
| <b>Day 4</b>                     |             |
| Parent Guide.....                | 41          |
| Bible Story.....                 | 43          |
| Emoji Bingo Sheets .....         | 44          |
| Bingo Call Cards .....           | 48          |
| <b>Day 5</b>                     |             |
| Parent Guide.....                | 56          |
| Bible Story Cards.....           | 58          |
| Number Cards.....                | 66          |
| Question Sheet .....             | 70          |
| <b>Day 6</b>                     |             |
| Parent Guide.....                | 71          |
| Truth Sentence Sheet .....       | 73          |
| Bible Story.....                 | 74          |
| Beards.....                      | 75          |
| Situation Cards.....             | 76          |
| <b>Day 7</b>                     |             |
| Parent Guide.....                | 84          |
| Bible Story Instagram Cards..... | 86          |
| Bible Story.....                 | 88          |
| Memory Verse Cards .....         | 89          |
| <b>Day 8</b>                     |             |
| Parent Guide.....                | 95          |
| Stadium Picture .....            | 97          |
| Bible Story Cards.....           | 98          |
| Game Story .....                 | 106         |
| Game Cards .....                 | 107         |



## Get Their Attention! (3 minutes)

**Materials:** Starbursts (or other small treat)

### INTRODUCTION:

*Do any of you ever have a hard time being patient?*

*Let's practice being patient together! I'm going to give each of you a piece of candy. If you can be patient and kind to others by NOT eating your candy until after we read the Bible Story, then I will give you a second piece of candy.*

### Need to Know:

**Love Is Patient and Kind!**

### Bible Story:

**Abraham Moves to a New Land**

Genesis 12:1-10;  
13:1-7

### Materials:

- Starbursts (or other small treats)
- Bible Story Mad Lib
- Colored Markers or Pencils
- Note cards
- Writing Utensils

**GIVE** each child a **piece of candy**, encouraging him/her to WAIT to eat it.

## Bible Story (5 min)

**Materials:** Bible Story Mad Lib, Colored Markers or Pencils, Starbursts (or other small candy)

**FOLLOW** the instructions on the **Bible Story Mad Lib**, and then read the story aloud.

**REWARD** kids who haven't eaten their candy with a second piece of candy.

As kids eat their candy, ask:

1. **How did Abraham show that he was patient?** (He didn't complain when traveling to all the different places, he didn't give up, he waited with a happy heart for God to tell him where to go)
2. **Patience can be hard, and sometimes having to wait can make us upset. How did Abraham show kindness to his family, even when he had to wait?** (He didn't get angry or frustrated with them, didn't yell, etc.)
3. **Are there times when it is hard for you to be patient or kind? Tell us about some of those times!** (Ex: waiting for Christmas to get here, being kind to a sibling, being kind to people that are mean to you, etc.)

**God put this story in the Bible to show us WHY it is important to be patient and kind. Just like God blessed Abraham for being patient and kind, do you think God will bless you when you show love by being patient and kind?** (Yes)

**So what do we need to know about love today? Love Is Patient and Kind!**

**ASK** kids to close their eyes & bow their heads. Model prayer for kids by **PRAYING:**

**Heavenly Father, thank You for loving us! We know that You are patient and kind, so help us love others by being patient and kind to them. We love You! Amen.**

## Application Activity Summary:

As a family hold hands across the group in order to tangle themselves into a knot. As they untangle the "human knot," kids will practice being patient and kind with each other.

## Memory Verse:

**"Love is patient. Love is kind. It does not want what belongs to others. It does not brag. It is not proud. It is not rude. It does not look out for its own interests. It does not easily become angry. It does not keep track of other people's wrongs. Love is not happy with evil. But it is full of joy when truth is spoken. It always protects. It always trusts. It always hopes. It never gives up. Love never fails."**

1 Corinthians 13:4-8

## Application Activity (7 min)

**Materials: None**

1. As a family, stand in a circle (If the group is more than 10 people, you may separate into two circles).
2. Choose TWO people that are not side-by-side to hold out their right hands and join them (Holding hands with each other).
3. Continue this until everyone is holding right hands with someone else (If there is an odd number, the leader can play too).
4. Repeat steps 2 and 3 for the kids' left hands.
5. Once everyone is "tied up in a knot," tell them NOT to let their hands go.
6. They must figure out a way to get untangled from the knot by working together with the rest of the group (stepping over other's arms, bending down, turning, etc.).
  - Encourage them to be patient and kind throughout the game.
7. Play again as time allows.
8. Afterwards, say:

- **Was it hard to be patient when you were really tangled up in a knot?** (Yes) **Who is it hardest for you to be patient with?** (Allow responses)
- **In this game, would it help you get untangled if you yelled at the other people in the group?** (No, yelling is not kind and does not show love) **What is one way you can show kindness to someone this week?**
- **How does Jesus show patience and kindness to us?** (Forgiving us over and over, blessing us, etc.)
- **Why is it important to be patient and kind toward others?** (Jesus is patient and kind to us; it shows love to them; it will help us tell them about Jesus, etc.)

**So what do we need to know today? Love Is Patient and Kind!**

## Wrap It Up (5 min)

**Materials: Note cards, Writing Utensils, Filler Guide**

**TEACH** Memory Verse to your family. Your family can make up motions to the verse if they want.

**GIVE** each child a **note card** and **writing utensil**. Allow kids to write the entire verse on the **note card**.

**TELL** kids that you will practice the verse each week. Then, if they know the verse in seven weeks, they will win a treat!

# BIBLE STORY MAD LIB

**ALLOW** kids to take turns giving words for each blank.

**FILL IN** the blanks using a **colored marker or pencil** and then **READ** the story:

One day, God said to a man named Abraham, "Leave your \_\_\_\_\_, your  
(object)  
friends, and your family. I will show you where to go." So Abraham packed  
his \_\_\_\_\_ collection and hit the road with his wife, nephew and all  
(object)  
their stuff. They probably packed \_\_\_\_\_ suitcases! First, Abraham arrived  
(number)  
in Canaan, but that isn't where God wanted him to stop. Then, Abraham  
went to the land of \_\_\_\_\_, but that wasn't where God wanted him to  
(objects)  
stop. Walking and riding a \_\_\_\_\_ is hard, and Abraham's nephew  
(animal)  
had already stopped \_\_\_\_\_ times to go to the bathroom, but Abraham  
(number)  
was kind to everyone traveling with him. Abraham kept \_\_\_\_\_-ing to  
(action)  
the Negev ("NEH-gehv") Desert, then to Egypt, then to Bethel. Finally, God told  
Abraham to stop. Even though Abraham had to walk to \_\_\_\_\_ different  
(number)  
places, he waited with a happy heart for God to tell him where to \_\_\_\_\_.  
(action)  
Abraham showed love to God and his family by being patient and kind!



## Bible Story (7 min)

**Materials:** Bible Story Page, Hand Sanitizer, Oreos

**READ** the **Bible Story Page** and have kids follow the instructions on it.

**SANITIZE** hands and give each kid an **Oreo** as their reward for playing the "Up, Down, Left, Right" Bible story game. Then, ask:

1. **What was Lot and Abraham's problem?** (There wasn't enough grass or water for all their animals.)
2. **Who ended up getting the land with more grass, Lot or Abraham?** (Lot)
3. **If you were sharing an Oreo with a friend, would you be willing to let them have the side with the filling like Abraham let Lot have the land with more grass?** (Allow responses)
4. **How did Abraham feel about Lot getting the land with more grass?** (Abraham was happy for Lot. He was thankful for what God had given *him*, instead of wanting what belonged to someone else.)
5. **How many ways did God bless Abraham for being happy with what God gave him?** (More than we can count.)
6. **Do we deserve the blessings we have or does God just give them to us because He loves us?** (He just gives them to us because He loves us!)

**Knowing everything we have is an undeserved gift from God keeps us thankful for what we have, rather than wanting what belongs to others!**

**Abraham was thankful for what God had given him, and that kept him from wanting what Lot had.**

**So what do we need to know today? Love Does Not Want What Belongs to Others!**

### Need to Know:

**Love Does Not Want  
What Belongs to Others!**

### Bible Story:

**Abraham Shares**  
Genesis 13:5-18

### Materials:

- Bible Story Page
- Hand Sanitizer
- Oreos
- Game Cards
- Bag with Numbers Inside

## Application Activity (5 min)

**Materials:** Game Cards, Bag with Numbers Inside

1. Set **Game Cards** on the floor, number side up.
2. Allow each child to draw a **number** out of the bag.
3. Starting with #1, have each kid pick up the game card that corresponds to their number and ask him/her the question on their card.
4. Afterwards, say:

**In this game we talked about a lot of situations where people can have things that we do not.**

- **In these situations, how can we show love to others?** (By being happy for them instead of wanting what they have.)
- **And how can we show God love in these situations?** (By being thankful for what we do have.)

**So what do we need to know today?**

**Love Does Not Want What Belongs to Others**

**ASK** kids to close their eyes & bow their heads. Model prayer for kids (or have them repeat after you) by **PRAYING**:

**Dear Jesus, thank You for everything You have given us! Help us to be more thankful! When other people get things we do not have, help us show them love by being happy for them instead of wanting what belongs to them. We love You! Amen.**

**Application Activity  
Summary:**

Kids will draw numbers out of a bag that correspond to game cards. Through the different situations on the cards, they will learn how to be happy for others and thankful for what they have, rather than wanting what belongs to others.

**Memory Verse:**

***"Love is patient. Love is kind. It does not want what belongs to others. It does not brag. It is not proud. It is not rude. It does not look out for its own interests. It does not easily become angry. It does not keep track of other people's wrongs. Love is not happy with evil. But it is full of joy when truth is spoken. It always protects. It always trusts. It always hopes. It never gives up. Love never fails."***

**1 Corinthians 13:4-8**

**Wrap It Up (5 min)**

**TEACH** Memory Verse to your kids:

1. Using the numbers they drew earlier, divide the group into two teams (even and odd numbers).
2. Alternate between teams, having teams say one phrase of the verse at a time.



# BIBLE STORY PAGE

**TELL** kids to:

- Jump up whenever you say the word "**Up.**"
- Sit down whenever you say the word "**Down.**"
- Turn to the right whenever you say the word "**Right.**"
- Turn to the left whenever you say the word "**Left.**"

**READ** the following story:

**Abraham lived RIGHT beside his nephew Lot. They both had lots of animals—so many animals that there wasn't enough grass or water for all of them.**

**Abraham's helpers and Lot's helpers started arguing about who the grass and water belonged to. So Abraham went UP to Lot and said "Let's all calm DOWN and not fight. We should split UP the land so both of our animals have enough water and grass."**

**Then, Abraham and Lot went UP a hill and looked DOWN at the land around them. Abraham said, "Lot, you choose. Take the land you think is best. If you go to the RIGHT, I'll go UP to the LEFT. Or I'll go to the RIGHT if you go to the LEFT."**

**Lot chose the land to the RIGHT, so Abraham went to the LEFT and settled DOWN there. Abraham's land didn't have as much grass as Lot's land, but Abraham didn't want what belonged to Lot. He was happy for Lot and was thankful for the land God had given him.**

**Because Abraham was thankful for what he had and didn't want what belonged to Lot, God blessed Abraham in so many ways we can't even count them!**

1

2

3

4

5

6

7

8

9

10

11

12

13

14

15

16

You and your cousin both asked for "Beats" for Christmas. She got them but you didn't. Should you be happy for her or mad that you didn't get them?

(Happy for her)

Game Cards

Your friend played a great game and scored more points than you and everyone else on the team. Even though you wish you had scored the most points, what can you say to your friend to show that you are happy for him?

(Good game! Way to Go! Let's go get ice cream to celebrate!)

Game Cards

Cooper thanks God every night for all He has given him. What does it show God when we are thankful for what we have instead of wanting what belongs to others?

(It shows Him love)

Game Cards

You went home from school with your friend and THIS is where his family lives! Your house is nice, but it's not nearly this big, and it doesn't have a pool. How should you feel about your house now?

(You should still be thankful for it)

Game Cards

Your friend is telling you about her trip to Disney World, a place where you have never been. Should you listen to her talk about her trip or be mean and ignore her because you are mad you've never been?

(Listen to her talk about her trip)

Game Cards

Malachi won his race at field day. Instead of wishing they had his trophy, his friends are very happy for him! What are they showing Malachi through this attitude?

(Love)

Game Cards

1



2



3



4



5



6



Anna had a doughnut in her lunchbox, and you didn't have any dessert at all. How should you feel?

(Happy for her and thankful for the food you do have to eat)

Game Cards

Your friend has a 4-wheeler and you don't, but you know your parents work hard to give you the things you do have. Would it show them love to say "thank you" for what you have or to get mad at them for not getting you a 4-wheeler?

(It would show love to say "thank you" for what you have")

Game Cards

You have the newest version of the iPod Touch and your friend has an older version. Should you brag and make him feel bad about his?

(No)

Game Cards

Report cards just came out and your sister had all A's. You only had one A. Are you showing her love if you get mad at her for doing better? (No) How can you show her love?

(Be happy for her! Tell her you are proud of her!)

Game Cards

Your friend got \$100 from his grandma and you only got \$20 from yours. Should you try to take the \$100 that belongs to your friend or be thankful for your \$20?

(Be thankful for your \$20)

Game Cards

Ever since your baby brother was born, your mom has had to spend a lot of time taking care of him, and you haven't gotten quite as much attention as you used to get. Would getting mad at your mom for this be a good way to show love to her?

(No)

Game Cards



7



8



9



10



11



12



You rode home from school with your friend and THIS is what his dad picked you two up in. Should you be thankful for your family's car since some families don't have one at all or be mad that your family doesn't have this one?

(Thankful for your family's car)

Game Cards

Your neighbor just got a new puppy. You really want a dog but haven't gotten one yet. Should you be happy for your neighbor or mad because she got one and you didn't?

(Happy for your neighbor)

Game Cards

Holden has an Xbox 360 and his friend has an Xbox One. How should he feel about his Xbox 360 now?

(He should still be thankful for it and still have fun playing with it)

Game Cards

Addie went over to her friend's house and her friend's TV is way bigger than hers! Addie is still thankful for the one she has, instead of wanting what belongs to her friend. Who are we showing love to when we are thankful for what we have?

(God)

Game Cards

13



14



15



16







## Get Their Attention! (3 minutes)

**Materials:** Candy, Hand Sanitizer

**HOLD UP** **candy** and show to kids. **SAY:**

*Would it be rude if I kept all this candy to myself and didn't share any with you? (Yes) Well I have learned that "Love Is Not Rude," so I'm going to share some with you.*

**SANITIZE** kids' hands. **GIVE** each child a piece of candy.

**INTRODUCE** kids to what we are learning today:

*When someone is rude or mean to you, it's easy to be rude or mean back to them. But we should treat others the way we want to be treated. That means it is best to show them LOVE, and today we need to know that love is not rude!*

*Say that after me! Love Is Not Rude!*

### Need to Know:

*Love Is Not Rude!*

### Bible Story:

**Jesus is Arrested**

Matthew 26:44-66;  
27:11-31

### Materials:

- **Hand Sanitizer**
- **Candy**
- **Picture Pages**
- **Writing Utensils**
- **Bible Story Cards**
- **Charades Cards**
- **Memory Verse Cards**
- **Beanbag**

## Bible Story (5 min)

**Materials:** Picture Pages, Writing Utensils, Bible Story Cards

**GIVE** each child a **Picture Page** and a **writing utensil**.

**ALLOW** kids to look at their **Picture Pages** and guess what order the story will go in. Kids will write the numbers 1-6 in the corners of each picture to put them in the order they guessed.

**READ** the **Bible Story Cards** and allow kids to fix their numbers as you read.

After the story, say:

*Jesus let so many people be rude to Him because He was taking the punishment for the wrong things we do. In this story, He showed us how to love people when they are rude, but if someone is hurting us, Jesus wants us to ALWAYS ask for help. No matter what, we can love people like Jesus did by not being rude.*

*When we love others the way Jesus loves them, we are not rude to them!*

*So what do we need to know today? Love Is Not Rude!*

**ASK** kids to close their eyes & bow their heads. Model prayer for kids by **PRAYING:**

*Dear Jesus, thank You for loving us and taking the punishment for the wrong things we do. Thank You for showing us how love is not rude. Help us do that every day. We love You! Amen.*

## Application Activity (7 min)

**Materials:** Charades Cards, Small Candy

1. Divide group into two teams, allowing kids to get into groups with their teams.
2. Place **Charades Cards** face down between the teams.
3. Teams will take turns letting one person draw a card. That person will act out what is on the card. If that team guesses what was on the card, they will get a point. If they can't guess it, they don't get a point



## Application Activity Summary:

Kids will play charades with different rude actions people might do.

4. Keep going until all cards are used.
5. The team that got the most right answers is the winning team! Reward the winning team with a piece of small candy first, then reward the other team.
6. Afterwards, say:

- ***In this game, you acted out yelling at someone. If a kid at your school yelled mean things at you, how would you feel?*** (Angry, upset, sad, etc.)
- ***Just like we just acted out cutting in line, how do you think it makes other people feel when you cut in front of them in line?*** (Angry, upset, sad, etc.)
- ***If you are rude to someone else, it makes them feel \_\_\_\_\_*** (answers to question above). ***Are you loving others if you make them feel like that?*** (No)

***We don't want others to be rude to us, so we shouldn't be rude to them. Instead, we can show love to them. This week, make sure you are showing love by not being rude to your friends, family, teachers, and even strangers!***

***Can anyone tell me what we need to know today? Love Is Not Rude!***

## Wrap It Up (5 min)

**Materials:** Memory Verse Cards, Beanbag, Filler Guide

**REVIEW** the Memory Verse with the group and then play a game:

1. Place **Memory Verse Cards** in order in the middle of the circle.
2. Allow kids to toss the **beanbag** to each other, saying one part of the verse on each toss.
3. Continue this around the circle.

## Memory Verse:

***"Love is patient. Love is kind. It does not want what belongs to others. It does not brag. It is not proud. It is not rude. It does not look out for its own interests. It does not easily become angry. It does not keep track of other people's wrongs. Love is not happy with evil. But it is full of joy when truth is spoken. It always protects. It always trusts. It always hopes. It never gives up. Love never fails."***

**1 Corinthians 13:4-8**



## Jesus is Arrested


Matthew 26:44-66; 27:11-31

**One day, Jesus was in a garden praying with His friends. While Jesus was praying, His friends fell asleep...three times! Finally, Jesus woke His friends up and told them to watch out because there were men coming toward them!**

**How would you feel if you were hanging out with your friends and they kept falling asleep? (Allow responses)**

**Find the picture in the middle of your **Picture Page** of Jesus' friends sleeping. If Jesus was RUDE and tickled His friends while they were sleeping, put a **sticker** under the sad face. If Jesus was NOT RUDE and woke His friends up kindly, put a **sticker** under the happy face (Sticker goes under the happy face)!**





**One of the men coming toward Jesus was a friend of His. But this man was not coming to hang out with Jesus and watch a movie or play basketball. The man told some guards to arrest Jesus!**

**That was so mean! What would you do if one of your best friends was mean and made fun of you at school? (Allow responses)**

**When the men arrested Jesus, He didn't try to fight.**

**Find the picture of Jesus getting arrested in the middle of your **Picture Page**. If Jesus was RUDE by punching His friend, put a **sticker** under the sad face. If Jesus was NOT RUDE by staying calm and going with the men, put a **sticker** under the happy face (Sticker goes under the happy face)!**





**When the guards arrested Jesus, one of His friends named Peter pulled out a sword and cut off a guard's ear! Jesus could've used this chance to get away, but instead, He healed the guard's ear!**

**Does Jesus love us no matter what we do? (Yes) Jesus loved the guards even though they were arresting Him, so Jesus chose not to be rude to them!**

**Find the picture of Peter using his sword to cut off the guard's ear in the middle of your **Picture Page**. If Jesus was RUDE by laughing at the one-eared guard, put a **sticker** under the sad face! If Jesus was NOT RUDE by healing the guard's ear, put a **sticker** under the happy face (Sticker goes under the happy face)!**





***The guards who arrested Jesus took Him to the high priest, the leader of the church. Some people came up and blamed Jesus for things He didn't do. Instead of arguing with the people, Jesus stayed quiet.***

***How did Jesus show love to these people? (Instead of fighting with them, He stayed quiet)***

***Find the picture in the middle of your **Picture Page** of Jesus and the high priest. If Jesus was RUDE by yelling at the people, put a **sticker** under the sad face! If Jesus was NOT RUDE by staying quiet, put a **sticker** under the happy face (Sticker goes under the happy face)!***





**After leaving the high priest, Jesus went before one more leader. This leader allowed his guards to hurt Jesus. They spit on Jesus, hit Him with their fists and whips, and yelled at Him. The whole time, Jesus was not rude to the guards.**

**If someone hurt you, even in the slightest way – like stepping on your toe, would you want to be rude to them for the rest of your life or would you want to be like Jesus and show love to them?**

**Find the picture in the middle of your **Picture Page** of Jesus getting hit. If Jesus was RUDE by telling mean secrets about the guards, put a **sticker** under the sad face! If Jesus was NOT RUDE by choosing not to fight, put a **sticker** under the happy face (Sticker goes under the happy face)!**



***After the guards hurt Jesus, they nailed His hands and feet onto a cross to kill Him. Jesus still loved the guards, even though they treated Him so badly.***

***How do you know from this story that Jesus loved the guards? (He was not rude to them)***

***Find the picture in the middle of your **Picture Page** that shows Jesus on the cross. If Jesus was RUDE to the people nailing Him to the cross, put a **sticker** under the sad face! If Jesus was NOT RUDE and loved the people, put a **sticker** under the happy face (Sticker goes under the happy face)!***

***Look at all the stickers you put on your page (Should all be under NOT RUDE). Was there ever a time that Jesus was rude? (No)***

Stick your  
tongue out  
at someone

Charades Cards

Push  
someone  
down

Charades Cards

Step on  
someone's  
toe

Charades Cards

Steal  
someone  
else's toy

Charades Cards

Laugh at  
someone

Charades Cards

Yell at  
someone

Charades Cards







Text mean  
words to  
someone

Charades Cards

Tell a secret  
about  
someone

Charades Cards

Trip someone

Charades Cards

Ignore  
someone

Charades Cards

Cut in front of  
someone in  
line

Charades Cards

Make a mean  
face at  
someone

Charades Cards



Love is  
patient.

Memory Verse Cards

Love is kind.

Memory Verse Cards

It does not  
want what  
belongs to  
others.

Memory Verse Cards

It does not  
brag.

Memory Verse Cards

It is not  
proud.

Memory Verse Cards

It is not rude.

Memory Verse Cards



It does not  
look out for its  
own interests.

Memory Verse Cards

It does not  
easily  
become  
angry.

Memory Verse Cards

It does not  
keep track of  
other  
people's  
wrongs.

Memory Verse Cards

Love is not  
happy with  
evil.

Memory Verse Cards

But it is full of  
joy when truth  
is spoken.

Memory Verse Cards

It always  
protects.

Memory Verse Cards



It always  
trusts.

Memory Verse Cards

It always  
hopes.

Memory Verse Cards

It never gives  
up.

Memory Verse Cards

Love never  
fails.

Memory Verse Cards

1 Corinthians  
13:4-8

Memory Verse Cards







## Get Their Attention! (3 minutes)

**Materials:** Bag/Basket of Candy (Sour Patch Kids, Swedish Fish, Jolly Ranchers), Hand Sanitizer

**PASS** the **bag/basket of candy** around the circle. After kids say their names, ask the question that matches their choice of candy:

- **Sour Patch Kid** – If you were in a big race, what vehicle would you like to drive?
- **Swedish Fish** – If you were a race car driver, what color car would you drive?
- **Jolly Rancher** – If you won a car race, what is a dance move you would do?

**SANITIZE** hands. As kids eat their **candy**, **INTRODUCE** kids to what we are learning today:

*It would be a lot of fun to be a racecar driver! But in a race, there are a lot of wrong things that the other racers might do to you. What is something that another racer could do on the racetrack? (Run into your car, pop one of your tires, etc.)*

*If I was a racer and someone \_\_\_\_\_ (Use kids' answers), it would be hard for me to forgive them. I bet it would be hard for you to forgive them, too!*

*Instead of trying to get back at the other racers or writing a list of all the things they did, we can show them love by not keeping track of their wrongs! Say this after me:  
Love Does Not Keep Track of Wrong!*

## Bible Story (5 min)

**Materials:** Bible Story Page

**READ** and **FOLLOW** the instructions on the **Bible Story Page**. After the story, ask:

1. **What kinds of WRONG things did the people do to Jesus?** (Beat Him up, made fun of Him, yelled at Him, hung Him on a cross)
2. **How did Jesus show His love for the people?** (He did not keep track of their wrongs.) **Jesus loved the people so much that He forgave them!**
3. **Does Jesus keep track of our wrongs?** (No) **In fact, He's always ready to forgive us when we ask!**

**Since Jesus showed His love to us first, we can show that love to others, too!**

**How can we show love to them? Let's say it together!**

**Love Does Not Keep Track of Wrong!**

**ASK** kids to close their eyes & bow their heads. Model prayer for kids by **PRAYING**:

*Dear Jesus, thank You for dying on the cross and coming back to life so that we can be forgiven. Thank You for loving us so much that you do not keep track of our wrongs. Help us to love others in the same way. We love You! Amen.*

### Need to Know:

**Love Does Not Keep Track of Wrong!**

### Bible Story:

**The Crucifixion & Resurrection**

Luke 23:32-56; 24:1-9

### Materials:

- **Bag/Basket of Candy**
  - **Sour Patch Kids**
  - **Swedish Fish**
  - **Jolly Ranchers**
- **Hand Sanitizer**
- **Bible Story Page**
- **Bingo Cards**
- **Card Markers**
- **Emoji Cards**

## Application Activity

### Summary:

Kids will play a game of Bingo! In order to get five in a row, kids will answer questions about how to show love to others and not keep track of wrongs.

## Application Activity (7 min)

**Materials:** Bingo Cards, Markers, Emoji Cards

1. Give each child a **Bingo Card**.
2. Place **Emoji Cards** in a stack in the middle of the circle, picture side up.
3. Allow kids to take turns drawing an **Emoji Card**. Read the **card** to the group while showing them the picture on the front.
4. Kids will card marker (you can use a penny, bean, anything to mark the square) over the picture on their **Bingo card** that matches the picture on the **Emoji Card**.
5. The first kid to get "Bingo" – five in a row vertically, horizontally, or diagonally – is the winner!
6. Reward the winners with another piece of candy from the **Bag of Candy**.
7. Keep playing until everyone gets Bingo and a piece of candy! Then, clear the Bingo Cards and put them away.
8. Afterwards, say:

**We are so thankful that Jesus loves us enough to forgive us for the wrong things we do. Since that is the way Jesus shows love to us, we can show love to others by not keeping track of their wrongs!**

**Everyone hold your noses and help me say what we need to know today!**

**Love Does Not Keep Track of Wrongs!**

## Wrap It Up (5 min)

**Materials:** Filler Guide

**REVIEW** the Memory Verse (on left) with the group and then play a game:

1. Allow group to sit in a circle. Everyone will place their hands out to their sides as if carrying a tray in each hand.
2. Kids will place their right hands on top of the left hand of the person on their right.
3. Say one word of the verse at a time. On each word, kids will bring their right hand across their bodies and clap the next person's right hand.
4. If a child's hand gets clapped on the last word of the verse ("6"), he is out! But, if he can move his hand and make the previous person clap their own hand, that person is out!

## Memory Verse:

**"Love is patient. Love is kind. It does not want what belongs to others. It does not brag. It is not proud. It is not rude. It does not look out for its own interests. It does not easily become angry. It does not keep track of other people's wrongs. Love is not happy with evil. But it is full of joy when truth is spoken. It always protects. It always trusts. It always hopes. It never gives up. Love never fails."**

**1 Corinthians 13:4-8**

# BIBLE STORY PAGE

**ALLOW** kids to sit in a circle and place their right hands out to their sides, palms up (as if carrying a tray). Then, they will place the index finger of their left hand in the palm of the person to their left.

**SAY:**

*I am going to read a story from God's Word. When you hear me say the word "WRONG," you will try to grab the person's finger that is in your hand.*

*At the same time, try to keep your finger from getting grabbed! Then, we'll keep going. See if you can make it through the whole story without someone grabbing your finger!*

**READ** the story, pausing after "WRONG," and allowing kids to reset.

*Long ago, when Jesus came to Earth, He lived a perfect life. Even though Jesus never did anything WRONG, some powerful people wanted Him dead.*

*So these powerful people had Jesus arrested. They beat Him up, made fun of Him, and nailed Him to a wooden cross. All these things were WRONG for them to do. Jesus didn't deserve to be treated like that!*


























*Some guards put the cross in the ground so that Jesus was hanging between two criminals who had done a lot of WRONG things. One of the men made fun of Jesus, but the other one asked Jesus for forgiveness for all the WRONG things he had done. Jesus did not keep track of the WRONGS the man did. Jesus forgave him!*

*Soon, all the guards and people started yelling at Jesus. But instead of thinking about the WRONG things everyone did to Him, Jesus prayed, "Father, forgive them. They don't know that what they are doing is WRONG."*

*Then, Jesus died. He was buried in a tomb nearby. But He didn't stay dead for very long! After three days, Jesus came back to life! Nothing could hold Him down because He loved the people and wanted to be with them forever!*

*Jesus loved the people so much that He didn't keep track of the WRONG things they did to Him. Jesus loves you and me, too! Jesus shows us how much He loves us by never keeping track of the WRONG things we do. And when we ask Jesus to forgive us, He always does!*

*When we ask Jesus to forgive the WRONG things we do and when we let Him be the leader of our lives, we can live forever with Him in Heaven!*

|                                                                                     |                                                                                     |                                                                                      |                                                                                       |                                                                                       |
|-------------------------------------------------------------------------------------|-------------------------------------------------------------------------------------|--------------------------------------------------------------------------------------|---------------------------------------------------------------------------------------|---------------------------------------------------------------------------------------|
|    |    |    |    |    |
|    |    |    |    |    |
|    |    |    |    |    |
|   |   |   |   |   |
|  |  |  |  |  |

B

I

N

G

O

C


























A

R

D

1



|                       |                                                                                     |                                                                                     |                                                                                      |                                                                                       |                                                                                       |
|-----------------------|-------------------------------------------------------------------------------------|-------------------------------------------------------------------------------------|--------------------------------------------------------------------------------------|---------------------------------------------------------------------------------------|---------------------------------------------------------------------------------------|
| B<br>I<br>N<br>G<br>O |    |    |    |    |    |
|                       |    |    |    |    |    |
|                       |    |    |    |    |    |
|                       |   |   |   |   |   |
|                       |  |  |  |  |  |


























C

A

R

D

2

|                                                                                     |                                                                                     |                                                                                      |                                                                                       |                                                                                       |
|-------------------------------------------------------------------------------------|-------------------------------------------------------------------------------------|--------------------------------------------------------------------------------------|---------------------------------------------------------------------------------------|---------------------------------------------------------------------------------------|
|    |    |    |    |    |
|    |    |    |    |    |
|    |    |    |    |    |
|   |   |   |   |   |
|  |  |  |  |  |

B

I

N

G

O

C


























A

R

D

E



|                       |                                                                                     |                                                                                     |                                                                                      |                                                                                       |                                                                                       |
|-----------------------|-------------------------------------------------------------------------------------|-------------------------------------------------------------------------------------|--------------------------------------------------------------------------------------|---------------------------------------------------------------------------------------|---------------------------------------------------------------------------------------|
| B<br>I<br>N<br>G<br>O |    |    |    |    |    |
|                       |    |    |    |    |    |
|                       |    |    |    |    |    |
|                       |   |   |   |   |   |
|                       |  |  |  |  |  |

C

A

R

D

4

**How does it make you feel when other people forgive you for something wrong that you do? (Happy, excited)**

**You might make a face like the one on this card! When we show love by not keeping track of wrongs, we make other people feel happy, too!**

Emoji Cards

**Is it loving for you to say kind things to someone? (Yes)**

**Sometimes, people's faces turn red when we say kind things to them!**

**How can you show love to someone, even if they have done something wrong to you? (Still say kind words to them)**

Emoji Cards

**A boy named Mark winked like this at his friend when they put a whoopee cushion in your chair at school.**

**A few weeks later when Mark asks to borrow a pencil, what can you do to show love? (Be kind & don't keep track of the wrong thing he did to you a long time ago)**

Emoji Cards

**Who is someone you love? (Allow responses)**

**If you love someone, do you make them feel bad for all the wrong things they've ever done to you? (No)**

**No! Because love does not keep track of wrongs!**

Emoji Cards

**Is it mean to stick your tongue out at someone? (Yes)**

**Let's say a boy makes mean faces at you every day.**

**Should you keep a journal of all the mean faces he makes so you can get back at him later? (No, that does not show love)**

Emoji Cards

**Do you make this face when you eat something sour or something sweet? (Sour)**

**If your friend gives you some sour candy ONE time without telling you it's sour, should you NEVER take candy they offer you again? (No, hopefully your friend won't do that again!)**

**If your friend does give you sour candy again, can you not eat their candy and still be kind? (Yes, that's how you show love while not keeping track of their wrongs)**

Emoji Cards





**Why would someone make a face like this?** (Because they are embarrassed)

**If someone tripped you on the first day of 1<sup>st</sup> grade, how would you feel?**  
(Allow responses)

**When you're in 5<sup>th</sup> grade, should you remember what they did & trip them back?** (No – we don't need to keep track of wrongs)

Emoji Cards

**This is what Eddy looked like when his teammate missed a bunch of shots in their basketball game and made them lose.**

**Instead of yelling at his teammate over and over again about all the shots he missed, Eddy helps teach his teammate how to shoot better. Did Eddy show love?** (Yes—Eddy didn't keep track of his teammate's missed shots)

Emoji Cards

**This is the face Jeffrey makes every time his little sister erases his high score on his Madden game. It's so frustrating, but Jeffrey remembers she is younger and never says anything mean to her, even though this happens a lot.**

**How do you know Jeffrey loves his sister?** (He is kind to his sister and doesn't keep track of all the times she knocks over his towers)

Emoji Cards

**Has someone ever made you cry more than one time?** (Yes)

**That person should not keep hurting you, but can you show love to them by being kind no matter what?** (Yes, that's one way you can love somebody by not keeping track of their wrongs)

Emoji Cards

**Have you ever felt bad for doing something wrong?** (Allow responses, most will say "Yes")

**When you do something wrong, what can you tell Jesus?** (I'm sorry)

**Is Jesus always ready to forgive you?** (Yes) **Does Jesus keep track of the wrong things you do?** (No)

Emoji Cards

**Have you ever laughed so hard that you cried?** (Allow responses)

**Jesus wants you to have fun & laugh until you cry! That's why he died on the cross for you & came back to life!**

Emoji Cards



***This is the face Zach makes when he hears his friend being called mean names on the bus every day.***

***What could Zach tell his friend to help him show love?*** (Tell his friend to ignore what the mean people say and not be mean back to them later, to not keep track of their wrongs, etc.)

Emoji Cards

***If your sister jumps out and scares you every day when you're not expecting it, should you STOP showing her love?*** (No—If you don't keep track of your sister's wrongs & show love to her anyways, she may stop trying to scare you!)

Emoji Cards

***This guy is Drake—he is sweating because he cheated on a test, and he's afraid he's going to get caught. Is cheating on a test a wrong thing to do?*** (Yes)

***When Drake realizes he's done something wrong, who should he tell that he is sorry?*** (Teacher, parents, Jesus)

***When Drake tells Jesus that he is sorry, is Jesus going to remember this forever?*** (No) ***Jesus loves us, and doesn't keep track of the wrong things we do!***

Emoji Cards

***Would it be gross if somebody sneezed on you?*** (Yes)

***If you were mean to that person for the rest of the day because they sneezed on you, is that keeping track of their wrongs or showing love?*** (Keeping track of their wrongs)

Emoji Cards

***If your friend makes you sick ONE time, should you wear one of these masks EVERY time you are around her?*** (No, that would be keeping track of something you think she did wrong)

***Can you show love by forgiving her like Jesus forgives us?*** (Yes)

Emoji Cards

***What is something that makes you really angry?*** (Allow responses)

***If you stay angry about it, are you showing love or keeping track of somebody's wrong?*** (Keeping track of somebody's wrong, & it's no fun to live like that)

Emoji Cards



**If you let your friend borrow your sunglasses, and she breaks them, should you never let your friend borrow anything again?** (No—if you do that, you are keeping track of her wrongs & not showing love)

**If your friend keeps breaking your things, it would be wise to stop letting her borrow things, but can you still show her love by being her friend?** (Yes)

Emoji Cards

**If you were trying to talk to your mom and she fell asleep like the person in this picture, how would you feel?** (Angry, upset, mad, etc.)

**Are you showing love if you stay mad at your mom for doing that?** (No—you can show love to your mom by forgiving her like Jesus forgives you)

Emoji Cards

**Today, you heard a story about Jesus dying on the cross & coming back to life, and that may be shocking** (point to emoji on front) **to hear!**

**Does anybody know why Jesus did that for us?** (He loves us, He was taking the punishment for the wrong things we do)

Emoji Cards

**How do you feel after doing something you know is wrong?** (Disappointed, sad, guilty, etc.)

**You might feel guilty after doing something you know is wrong. When you feel guilty, can you talk to Jesus about it?** (Yes)

**Does Jesus keep track of all the times we do wrong things?** (No)

Emoji Cards

**Jack made this face when he saw that his little brother had colored all over the walls in Jack's bedroom!**

**How can Jack still show love to his little brother?** (Still let his little brother come hang out in his room, help his brother color on paper, etc.)

Emoji Cards

**Is anyone perfect?** (No, no one except Jesus)

**Do we all do wrong things?** (Yes)

**Does Jesus keep track of our wrongs?** (No)

Emoji Cards







## Bible Story (5 min)

**Materials:** Bible Story Cards

**INTRODUCE** kids to what we are learning today:

*Those are some pretty evil things! Being evil is not a good way to show love. And being happy about it when others are evil isn't a good way to show love either! For example, would it show love if we laughed when someone was being made fun of? (No!)*

*That's because Love Is Not Happy With Evil. That's what we need to know today. Say it with me:*

*Love Is Not Happy With Evil!*

**TELL** your kids that they will all play Paul as you read the story. Have them follow the instructions included on the **Bible Story Cards**.

**READ** the **Bible Story Picture Cards**. After the story, ask:

1. **What was Paul doing that was evil?** (Trying to hurt people who loved Jesus.)
2. **How did Jesus feel about Paul being evil?** (He wasn't happy about it!) **Right!** *Since Jesus loved Paul and the people he was trying to hurt, Jesus wasn't happy that Paul was being evil.*
3. **Who is someone that you love?** (Mom, Dad, etc.) **How would it make you feel if someone was mean to them?** (Not happy!) **Why?** (Because you love them!)
4. **Sometimes, we are the ones being mean or doing something wrong. Even though Jesus was not happy with the evil Paul was doing, did Jesus still love him and want to become his friend.** (Yes!) **Does Jesus still love us and want to be our friend even though we have been mean and done wrong things?** (Yes!)

*Jesus loves everyone and that's why He is not happy with evil!*

*So what do we need to know today? Love Is Not Happy With Evil!*

**ASK** kids to close their eyes & bow their heads. Model prayer for kids (or have kids repeat after you) by **PRAYING**:

*Dear Jesus, thank You for not being happy when people do evil things. Help us know when we're being mean or doing wrong & when others are being mean or doing wrong & show us what we should do! We love You! Amen.*

## Application Activity (7 min)

**Materials:** Music, Number Cards, Question Sheet, Hand Sanitizer, Small Candy

1. Have all the kids stand up. Lay **Number Cards** on the floor in a circle.
2. Explain to your kids that they will sing and walk around the circle (like "Musical Chairs") until you say "STOP," at which point they will stop and walking and sit down on the card closest to them.
4. Say "STOP" and wait for the kids to sit down on a **number card**.
5. Ask each kid the question from the **Question Sheet** that corresponds to the **number card** they are sitting on.
  - If there are more kids than **number cards**, kids can share a **number card** and answer together.
  - **SANITIZE** hands and reward kids with a piece of **small candy** when they answer their question.
6. Afterwards, say:

### Need to Know:

**Love Is Not Happy With Evil!**

### Bible Story:

**Paul Meets Jesus**  
Acts 9

### Materials:

- **Bible Story Cards**
- **Number Cards**
- **Music**
- **Question Sheet**
- **Hand Sanitizer**
- **Small Candy**
- **Memory Verse Cards (From Day 3)**

### Application Activity Summary:

Kids will play one round of "Musical Chairs" and will sit down on numbers that correspond to questions they will be asked.

Questions will teach them that love is not happy with evil!

**Memory Verse:**

***"Love is patient. Love is kind. It does not want what belongs to others. It does not brag. It is not proud. It is not rude. It does not look out for its own interests. It does not easily become angry. It does not keep track of other people's wrongs. Love is not happy with evil. But it is full of joy when truth is spoken. It always protects. It always trusts. It always hopes. It never gives up. Love never fails."***

**1 Corinthians 13:4-8**

***Because Jesus loves us, He is not happy when others are evil to us or when we are evil to others! If we want to show love like Jesus, we should not be happy with evil either!***

***And that's what we need to know today! Say it with me:***

***Love Is Not Happy With Evil!***

**Wrap It Up (5 min)**

**Materials: Memory Verse Cards (Same Cards From Day 3)**

**TEACH** the next part of the Memory Verse and motions (on left) and then play "Musical Chairs" again. Be sure to pick worship songs that your kids know and love.

1. Have all the kids stand up. Lay **Memory Verse Cards** on the floor in a circle.
2. Encourage your kids to sing the songs as they walk around in a circle.
3. When you say "STOP," have them sit on the **Memory Verse Card** closest to them.
4. Kids will then work together to put the verse in order.



## Paul Meets Jesus

Acts 9



***After Jesus died for our sins, came back to life, and went up to Heaven, His followers were going around and telling everyone about Him.***

***But there was a man named Paul who didn't believe that Jesus was God's son. He wanted to stop everyone who was going around and telling people about Jesus!***





***Paul and his friends were on their way to a city named Damascus to find people who loved Jesus and do EVIL things to them!***

(Kids walk in place)

***When they were almost there, a bright light shone from Heaven and Paul fell to the ground because he couldn't see!***

(Kids fall to the ground)

***Then Paul heard a voice. It was Jesus! "Why are you hurting Me?" Jesus asked. Jesus was not happy with the evil things Paul was doing. When Paul hurt Jesus' followers, it hurt Jesus too!***



***Paul asked Jesus what he should do. Jesus said, “Go into the city and wait there.” Paul went into the city (kids walk in place) and waited for three days. He didn’t eat any food. He just prayed and prayed.***

(Kids fold hands and bow heads)

***God told a man named Ananias to go visit Paul. At first, Ananias was afraid because he knew that Paul had come to Damascus to do evil things to Jesus’ followers.***

***But God told Ananias it would be alright, so Ananias came and prayed for Paul. After Ananias prayed for him, Paul could see again!***







***Paul realized that Jesus wasn't happy with the evil he had been doing and He started loving others like Jesus does.***

***Now that Paul believed Jesus was God's son, He started telling everyone about God's love for us!***

*(kids stand up and pretend to preach)*

***He had come to Damascus to do evil things to Jesus' followers, but now he was one of Jesus' followers too!  
From then on, Paul knew that Love Is Not Happy With Evil!***

**1**

**2**

**3**

**4**

**5**

**6**

**7**

**8**

**9**

**10**

**11**

**12**

**13**

**14**

**15**

**16**



# QUESTION SHEET

1. **If you see someone get pushed down at recess, should you think it's funny?** (No!) **Right! It does not show love to laugh at evil!**
2. **Even though your friends may think it's funny, how does it make Jesus feel when you talk back to your parents?** (Not happy)
3. **STAND UP, DO FIVE JUMPING JACKS AND TELL US WHAT WE NEED TO KNOW TODAY!** (Love Is Not Happy With Evil!)
4. **How do you think it makes God feel when we take something that doesn't belong to us?** (Not happy!) **Why?** (Stealing is wrong/evil) **Right! And because God loves us, He is not happy when we do evil or when evil is done to us!**
5. **How can we show love when someone is getting made fun of?** (Don't laugh about it. Take up for them)
6. **Who is someone in your family who loves you?** (Mom/Dad/Grandma/Grandpa, etc.) **How would they feel if someone did something evil to you?** (Not happy) **Right! Because they love you!**
7. **How does it make Jesus feel when we are bullied?** (Sad) **Why does it make Him sad?** (Because He loves us) **Right! And Love Is Not Happy With what?** (Evil)
8. **How does it make God feel when we lie?** (Not happy) **Why?** (Lying is wrong/evil) **Right! And because God loves us, He is not happy with evil. Even though He is not happy with it, will He forgive us if we are truly sorry?** (Yes)
9. **GIVE EVERYONE IN OUR GROUP A FIST BUMP AND TELL US WHAT WE NEED TO KNOW TODAY!** (Love is Not Happy With Evil)
10. **How does it make you feel when you are left out?** (Sad) **If you leave someone else out on purpose, is that being evil or showing love?** (Being evil) **What could you do to show them love instead of leaving them out?** (Include them)
11. **When you see someone picking on your little brother or sister, should you tell them to stop or pretend it's not happening?** (Tell them to stop) **Right! That shows you're not happy with evil.**
12. **Does Jesus still love us even after we have been mean?** (Yes) **Right! He's not happy that we were mean, but He still loves us and is willing to forgive us. Since Jesus forgives us and still loves us after we have been mean, what should we do when others are mean to us?** (We should forgive them and still love them)
13. **Does it make Jesus happy when we watch things or play games that have evil in them, like cussing or things we shouldn't look at?** (No) **Why?** (It's evil)
14. **GIVE EVERYONE IN OUR GROUP A HIGH FIVE AND TELL US WHAT WE NEED TO KNOW TODAY!** (Love Is Not Happy With Evil)
15. **What is something that makes you sad or upset?** (Allow response) **Should you laugh when the same thing happens to someone else?** (No)
16. **Should we be happy about the same things that make Jesus happy?** (Yes) **Does evil make Jesus happy?** (No) **Should it make us happy?** (No)



## Get Their Attention! (5 minutes)

**Materials:** Truth Sentences Sheet

*Sometimes, I wonder why it's important to tell the truth. Why do you guys think it's important to tell the truth?*

(Allow responses)

*Let's play a game to practice figuring out the truth, and then we will find out why it is so important!*

### Need to Know:

*Love Is Full of Joy When the Truth Is Spoken!*

### Bible Story:

**A Shipwreck**

Acts 27

### Materials:

- **Truth Sentences Sheet**
- **Bible Story Page**
- **Props**
  - **Beard**
  - **Water Spray Bottle**
  - **Compass Ring**
- **Game Buzzer**
- **Situation Cards**
- **Filler Guide**

**FOLLOW** the instructions on the **Truth Sentences Sheet**.

**INTRODUCE** kids to what we are learning today:

*Good job! You were able to figure out if what I said was true. Sometimes when we're talking to people, we need to think about what we're saying and make sure we are speaking the truth.*

*If someone lies to you, how does that make you feel? (Angry, not full of joy, etc.)*

*It makes us feel sad when people lie to us, but we are full of joy when the truth is spoken! That is a way we can love others – we can always tell them the truth!*

*And that's what we need to know today!*

*Love Is Full of Joy When the Truth Is Spoken!*

## Bible Story (5 min)

**Materials:** Bible Story Page, Props (**Beard**, **Water Spray Bottle**, **Compass Ring**)

**READ** and **FOLLOW** the instructions on the **Bible Story Page**. After the story, ask:

1. *How did the guards feel after listening to the truth Paul spoke?* (Filled with joy)
2. *Do you think it was hard for Paul to speak the truth to the people who arrested him?* (Allow responses) *Paul still showed love to them by speaking the truth!*
3. *When is it hard for you to tell the truth?* (Sometimes, we want to keep the truth to ourselves if it keeps us out of trouble)

*In this story, we can see how love can be full of joy when the truth is spoken. We can follow Paul's example of showing love to others by speaking the truth, even when it's hard. When we speak the truth, we can be full of joy and so can others!*

*And that's what we need to know today. Let's say it together!*

*Love Is Full of Joy When the Truth Is Spoken!*

**ASK** kids to close their eyes & bow their heads. Model prayer for kids by **PRAYING**:

*Heavenly Father, help us to always speak the truth. We know that speaking the truth can bring joy to both You and to others. We love You! Amen.*

## Application Activity

### Summary:

After hearing a situation and a question, kids will race to hit a buzzer in order to be the first to answer the question. In each situation, kids will see how people feel loved and full of joy when they speak the truth!

## Application Activity (5 min)

**Materials:** Game Buzzer, Situation Cards

1. Divide group into two teams. If you do not have enough to make a team, just ask the questions individually.
2. Choose one child from each team to go at a time. Kids will sit facing each other, with hands behind their backs. Put the **game buzzer** on the floor between them. (If you don't have a game buzzer, a bell or something you can tap/ring with a pencil will work.)
3. Show a **Situation Card** to the two kids from each team & read the top part aloud.
4. After hearing the first question on the card, the two kids will race to hit the buzzer before each other.
5. Allow the child who hits the buzzer first to answer the question, and then read the rest of the card aloud.
6. If a team gets the right answer, allow that team to keep the card.
7. Play until each child gets a turn to play or all the cards are used.
8. Afterwards, ask:

- **Are you full of joy when people speak the truth to you?** (Yes)
  - **Will others be full of joy when you speak the truth to them?** (Yes)
  - **Who is someone that you love?** (Allow responses) **How can you help that person be full of joy?** (Speak the truth)
- We want the people we love to be full of joy. A way for us to show love to them and to help them be full of joy is to always speak the truth. When truth is spoken, it allows for others to be full of joy! So what do we need to know today?**

**Love Is Full of Joy When the Truth Is Spoken!**

## Memory Verse:

**"Love is patient. Love is kind. It does not want what belongs to others. It does not brag. It is not proud. It is not rude. It does not look out for its own interests. It does not easily become angry. It does not keep track of other people's wrongs. Love is not happy with evil. But it is full of joy when the truth is spoken. It always protects. It always trusts. It always hopes. It never gives up. Love never fails."**

**1 Corinthians 13:4-8**

## Wrap It Up (5 min)

**Materials:** Filler Guide

**REVIEW** the Memory Verse then play a game:

1. Allow group to sit in a circle. Have everyone put their feet into the middle.
2. Go around the circle, saying a word of the Memory Verse and tap one foot at a time. Allow kids to say the verse as well.
3. The foot tapped on the last word of the verse ("8") is out!
4. Keep going around the circle until only one foot is left. That child is the winner!

# TRUTH SENTENCES SHEET

**ALLOW** kids to stand up side by side, making a line.

**READ** sentences one at a time. After each sentence, if the kids think it was TRUE, they should take one step forward. If they think the sentence was NOT TRUE, they will stay in their place.

- ***Race car drivers get up to 200 miles per hour on the straight parts of the track.*** (True)
- ***Race car drivers can lose five to ten pounds of sweat during a race!*** (True)
- ***The people who change tires, make adjustments, and fix the car during the race are called the "Street Team."*** (NOT true – they are the Pit Crew!)
- ***Before a race, cars drive a "Parade Lap" to help them get warmed up.*** (True)
- ***The winner of a racecar race goes to the Vroom Lane.*** (NOT true – they go to the Victory Lane)
- ***Race cars usually have six wheels on them.*** (NOT true – they have four)
- ***Some racers have been known to take old school buses and race them around a race track!*** (True)

**ALLOW** kids to sit back down.

# BIBLE STORY

## PAGE

**ASSIGN** the following parts to kids and give them the corresponding props. If there are more parts than children, pick up the remaining parts yourself or give multiple parts to everyone.

- **Paul** – one kid; **beard**
- **Storm** – one kid; **water spray bottle** for rain, stomping feet for thunder
- **Commander** – one kid; **compass ring**
- **Guards** – other kids; **beard**
- **Prisoners** – any remaining kids; they pretend to have handcuffs on

**READ** the story, prompting kids to act out their parts.

**Paul had been preaching all over the country. Some leaders were not happy that Paul was telling people about Jesus. So they sent guards to arrest Paul.** (Guards arrest Paul, Paul pretends to wear handcuffs.)

**The guards took Paul and some other prisoners onto a ship.** (Guards take Paul and other prisoners onto a pretend ship, and sway side to side.)

**The ship traveled all over. Sometimes the ship would hit SMALL waves,** (Kids in boat pretend to go over small waves) **and sometimes the ship would hit BIG waves!** (Kids in boat pretend to go over big waves.)

**The prisoners and guards were on the ship for a long time. In fact, it was getting close to the time of year that was too dangerous for ships to travel. But the commander wanted to keep going** (Commander tells them to keep going).

**Finally, Paul said,** (Paul mouths words) **"I know that our trip is going to be dangerous. God has told me that we will get into a shipwreck and everything will be lost. Even our lives are in danger!"**

**But the commander didn't listen to the truth that Paul spoke** (Commander can plug ears, sing "lalalalala", etc).

**As the ship continued sailing, a small wind began to blow. The wind got stronger and stronger. The boat was being tossed from side to side!** (Kids in boat rock side to side.)

**Then, the rain and thunder started.** (Storm people spray water, and stomp feet.)


**The guards started throwing things out of the ship.** (Guards pretend to toss things out.)

**This was the worst storm the guards had ever seen! Paul approached them and said,** (Paul mouths words) **"You should have listened to the truth I was telling you before. Then you would have been filled with joy, not fear. But be brave. God has shown me that only our ship will be harmed, not the people on board. Now, eat something and be prepared for a wreck!"** (Kids pretend to eat.)

**The next morning, the ship wrecked into an island, but no one was hurt!** (Kids pretend to crash out of the boat.)

**Finally, everyone listened to the truth that Paul spoke. Because they did, everyone was filled with joy because they survived the shipwreck!**







**Jeffrey's mom told him to wash his hands for dinner and he said, "Ok I'm turning off the TV right now!" (He DID NOT speak the truth)**

**Since Jeffrey didn't speak the truth to his mom, she was upset instead of full of joy. Because Jeffrey told a lie, he was not allowed to watch TV for three weeks!**

Situation Cards

**Veronica's sister asked, "Hey did you take my pink diary? I can't find it anywhere!" Veronica giggled to herself, and then said, "Nope! I haven't seen it anywhere!" (Veronica DID NOT speak the truth)**

**Veronica did not show love to her sister. Later, when Veronica and her family were having dinner, Veronica started to feel bad for lying to her sister. She was not full of joy because she had not spoken the truth!**

Situation Cards

**Casey and Carmen's parents were going on a date. Before the babysitter got to the house, Casey and Carmen's parents told them to eat the meatloaf in the fridge, NOT order pizza (Casey and Carmen DID NOT speak the truth to the babysitter).**

**Casey and Carmen did not show love to their parents because they did not speak the truth. How do you think Casey and Carmen's parents felt when they were lied to? (Sad, upset, hurt, not full of joy, etc.)**


Grade Situation Cards

**Freddy and Jacob's mom asked them if they did the dishes before watching TV after school. Freddy and Jacob said, "Yes we did!" (Freddy and Jacob DID speak the truth)**

**Freddy and Jacob's mom was full of joy because her sons spoke the truth. She decided to reward her sons by taking them out to eat for dinner!**

Situation Cards





**Natasha's dad asked her if she fed their dog, Sparky, before soccer practice. Natasha said, "Of course I did, Dad!" (Natasha DID NOT speak the truth to her dad)**

**Natasha's dad loves her, and it makes him sad when Natasha doesn't speak the truth! Since Natasha chose to lie, she wasn't allowed to play in her next soccer game!**

Situation Cards

**Kimmy's mom was wondering who stole money out of her wallet. Kimmy said, "I didn't do it!" (Kimmy DID NOT speak the truth)**

**It made Kimmy's mom sad that Kimmy didn't speak the truth. She taught Kimmy that one way we can show love to others is by speaking the truth!**

Situation Cards

**At dinner, Kyle's fingers had some funny colors on them. Kyle's mom asked if he had eaten any candy before dinner. Kyle admitted that he did eat some (Kyle DID speak the truth).**

**Kyle's mom was full of joy because she knew that Kyle spoke the truth! Sometimes, we might want to tell a lie to get out of trouble, but we can show love by always speaking the truth!**

Situation Cards

**Myesha wasn't allowed to go to her friend's house until her room was clean. When Myesha's mom asked if her room was clean, Myesha said, "Yes! Now, can I go to my friend's house?" (Myesha DID NOT speak the truth)**

**Myesha did not show love for her mom by telling a lie. Love is happy when the truth is spoken, but is not happy when lies are spoken!**

Situation Cards





**Wesley told his teacher, school nurse, and mom that he was sick and needed to come home from school. Does it look like Wesley told the truth and came home to get better OR told a lie so he could play on his phone? (Wesley DID NOT speak the truth)**

**Wesley lied to his teacher, school nurse, and mom because he just wanted to come home and play. When his mom found out what Wesley did, she took his phone away for a month.**

Situation Cards

**After lunch on Sunday, Rita went to the cabinet to get a brownie. Rita's mom said, "I told you that you can't get a brownie until you finish your whole lunch, even your pizza crusts. Did you eat your whole lunch?" Rita said, "No ma'am, I didn't." (Rita DID speak the truth)**

**Rita showed love to her mom because she spoke the truth. Since Rita spoke the truth, her mom was full of joy! Love is full of joy when the truth is spoken!**

Situation Cards

**Ricky raised his hand during class and said, "My pencil broke. Can I get up and sharpen it?" (Ricky DID NOT speak the truth – his pencil is not broken)**

**Ricky's teacher was very upset that Ricky lied about needing to sharpen his pencil. Since Ricky did not speak the truth, he had to miss recess for a full week!**

Situation Cards

**Katniss' teacher found a cheat sheet for that day's test on the floor. The teacher asked if anyone cheated on the test. Even though the teacher wouldn't find out if Katniss lied, Katniss said, "I cheated on the test." (Katniss DID speak the truth)**

**Katniss' teacher was impressed that Katniss told the truth, even though it was hard. It filled Katniss' teacher with joy and she decided to let Katniss take the test again without cheating!**

Situation Cards





**When Maggie's dad asked if she finished all her homework, she said that she finished every single bit (Maggie DID NOT speak the truth)!**

**Since Maggie did not tell her dad the truth and didn't do her homework, Maggie got a bad grade on her test that week. Plus, she got in trouble with her teacher at school for not doing her homework!**

Situation Cards

**Felix's leader at church said, "Someone took some toys that don't belong to them. Have you seen some red and blue toy soldiers? They belong to Nick." Felix held out his hands and admitted that he stole the toys (Felix DID speak the truth).**

**Felix showed love to his leader at church and Nick by speaking the truth. Since Felix told the truth, the people he loved could be full of joy!**

Situation Cards

**When Zander's family went to the lake, his mom asked, "Zander, did you put sunscreen on or did you leave it in my bag?" Zander really wanted to play in the water, and NOT put on sunscreen, but he said, "I left it in your bag." (Zander DID speak the truth)**

**Since Zander spoke the truth, his mom knew that he needed sunscreen. She helped Zander put some on. At the end of the day, Zander was full of joy that he spoke the truth because he was not sunburnt!**

Situation Cards

**Caitlin's parents asked her, "When you got home from school, did you take a nap or do your homework?" Caitlin knew that she could get in trouble for not doing her homework, but she said, "I took a nap." (Caitlin DID speak the truth)**

**Caitlin spoke the truth, even though it was hard. Since Caitlin spoke the truth to her parents, they helped her answer the hard questions on her homework!**

Situation Cards



## Get Their Attention! (3 minutes)

**Materials:** None

**INTRODUCE** kids to what we are learning today:

- *When something is hard, it's easy for us to give up doing it. Do you ever think it's hard to show love to someone?* (Allow responses)
- *Should we give up loving others just because it can be hard sometimes?* (No!)
- *Think about all the people in your life who haven't given up loving you! Who are some of those people?* (Jesus, parents, siblings, teachers, friends, etc.)

*That's right! Those people haven't given up on you, and you can love others by not giving up on them! In fact, that's what we need to know today. Say this after me!*

**Love Never Gives Up!**

### Need to Know:

**Love Never Gives Up!**

### Bible Story:

**God Protects Moses**

Exodus 1:8-2:10

### Materials:

- **Bible Story Instagram Cards**
- **Bible Story Page**
- **Cookies**
- **Memory Verse Cards (From Day 3)**

## Bible Story (5 min)

**Materials:** Bible Story Instagram Cards, Bible Story Page

**DIVIDE** into two teams and give each team a set of **Bible Story Instagram Cards**. Give teams one minute to assemble the cards in the order they think the story will go. If you do not have enough children to make teams, this can be done as individuals.

**READ** the **Bible Story Page**, allowing teams to check the arrangement of their cards. The team who had to move the least amount of cards is the winner! After the story, ask:

1. *What did Moses' mom and sister do to show they loved him?* (Never gave up on him, saved him from dying, protected him, etc) *Do you think it was hard for them to save Moses, even though they could've gotten in trouble?* (Yes)

2. *Should you give up loving others when it is hard?* (No)

*It can be hard to love others, especially if they have done something mean to us or get on our nerves. When it is hard to show love, we can remember that God never gives up on loving us, & we can love like Him by never giving up on others!*

*And that's what we need to know today. Let's say it together!*

**Love Never Gives Up!**

**ASK** kids to close their eyes & bow their heads. Model prayer for kids by **PRAYING:**

*Heavenly Father, thank You for never giving up on us. Help us to love others the way You love us by never giving up on them, even when it's hard. We love You! Amen.*



## Application Activity Summary:

Kids will have a cookie from their foreheads to their mouths only using the muscles in their face. If they don't give up, they will win another cookie!

## Application Activity (7 min)

**Materials: Cookies**

1. Allow kids to sit with their legs extended straight in front of them (This will keep their cookies from falling on the floor later).
2. Give each child ONE **cookie**.
3. Kids will balance the cookie on their foreheads. Then, using the muscles in their face ONLY (no hands), kids will try to work the cookie down to their mouths.
4. Kids cannot eat the cookie until they get it into their mouths.
5. Encourage the kids not to give up, because if they get the cookie to their mouths, not only can they eat it, but they also get another cookie!
6. Reward kids with a second cookie as they catch their first cookies in their mouths.
7. While kids are eating their cookies, ask:

- **If you kept dropping your cookie, did you want to give up?** (Allow responses)
- **Did you like getting another cookie when you didn't give up?** (Yes) **Just like I gave you a cookie when you didn't give up, God will bless us when we don't give up on loving others!**
- **What are some things people might do that makes it hard for you to love them?** (Get on your nerves, do something mean, be rude to you, etc.)

**Whether it's hard or easy to love someone, we should never give up on them. By not giving up on others, we are loving them the way God loves us. When we remember how God showed His love to us first, that makes us want to love others in the same way! So what do we need to know today?**

**Love Never Gives Up!**

## Memory Verse:

**"Love is patient. Love is kind. It does not want what belongs to others. It does not brag. It is not proud. It is not rude. It does not look out for its own interests. It does not easily become angry. It does not keep track of other people's wrongs. Love is not happy with evil. But it is full of joy when the truth is spoken. It always protects. It always trusts. It always hopes. It never gives up. Love never fails."**

**1 Corinthians 13:4-8**

## Wrap It Up (5 min)

**Materials: Memory Verse Cards**

**REVIEW** the Memory Verse (on left) with the group and play a game:

1. Distribute **Memory Verse Cards** to kids. (Some kids may have multiple cards.)
2. Say the Memory Verse as a group by having kids stand up and say their part of the verse at the right time.
3. Do this again, trying to go faster or allowing kids to switch cards!







# BIBLE STORY PAGE

**READ** the story, allowing kids to check their team's cards.

**A long time ago, God's people lived in a country called Egypt. There was a mean king in charge of the people. They called this king Pharaoh (Walk\_Like\_An\_Egyptian card).**

**Pharaoh turned all of God's people into slaves. He made them work hard to build walls, buildings, and roads. Pharaoh's men would hurt God's people, but God's people never gave up loving God (IsraeliteDave24 card)!**

**This made Pharaoh angry, so he decided to get rid of all the baby boys in Egypt. He said the boys had to be thrown into the Nile River!**

**But there was one family that just had a baby boy. The boy's name was Moses. The family loved Moses and didn't want him to die. Moses' family didn't give up on him because they loved him so much (Daddy-O\_15 card)!**

**Moses' mom had an idea for how to save Moses. She found a basket and put Moses inside. She picked up the basket and carried it down to the Nile River (MOM\_of\_Moses card).**

**Moses' mom floated the basket in the water. Moses' sister, Miriam, hid near the river so she could keep watch on Moses (Miriam01010101 card - hiding).**

**Before long, Pharaoh's daughter came down to the river. She saw the basket and picked it up. She was surprised to see a baby boy inside (DaughterOfPharaoh card)!**

**Afraid that Pharaoh's daughter would tell her dad what she saw, Miriam ran down to the river. She asked Pharaoh's daughter, "Would you like me to find someone to take care of this baby for you?"**

**Pharaoh's daughter wanted to keep the baby, but couldn't take care of him right now. So she told Miriam to find a good mom who could raise the baby. Miriam took Moses back to their mom so she could take care of him (Miriam01010101 card - holding baby Moses).**

**Moses' mom and Miriam loved Moses so much that they never gave up on him, even though it was hard! Moses' family could've gotten into a lot of trouble for disobeying Pharaoh, but they showed that love never gives up!**

Love is  
patient.

Memory Verse Cards

Love is kind.

Memory Verse Cards

It does not  
want what  
belongs to  
others.

Memory Verse Cards

It does not  
brag.

Memory Verse Cards

It is not  
proud.

Memory Verse Cards

It is not rude.

Memory Verse Cards





It does not  
look out for its  
own interests.

Memory Verse Cards

It does not  
easily  
become  
angry.

Memory Verse Cards

It does not  
keep track of  
other  
people's  
wrongs.

Memory Verse Cards

Love is not  
happy with  
evil.

Memory Verse Cards

But it is full of  
joy when truth  
is spoken.

Memory Verse Cards

It always  
protects.

Memory Verse Cards



It always  
trusts.

Memory Verse Cards

It always  
hopes.

Memory Verse Cards

It never gives  
up.

Memory Verse Cards

Love never  
fails.

Memory Verse Cards

1 Corinthians  
13:4-8

Memory Verse Cards







## Get Their Attention! (3 minutes)

**Materials:** Stadium Picture, Hand Sanitizer, Small Candy

**ALLOW** each kid to share how many fans they think are in the stadium. After every kid has had a turn, **SAY**:

There are actually 140,000 fans in the stadium. Chances are everyone guessed wrong. Although you failed to guess the correct number of fans, there is something that **NEVER** fails, and that is God's love! Even though you guessed wrong, I'm going to give you a piece of candy anyway to remind you that God's love never fails, even if we do.

So here's what we need to know today! Say this after me: Love Never Fails!

**SANITIZE** hands and give each kid a piece of **Small Candy**.

## Bible Story (5 min)

**Materials:** Bible Story Cards

**EXPLAIN** to kids that they will say "Love Never Fails" whenever they hear you read the word "love" during the Bible Story.

**READ** the **Bible Story Cards**. After the story, ask:

1. **How do you think it made God feel when the Israelites were ungrateful that He parted the Red Sea to rescue them from slavery?** (Sad, frustrated, etc.)
2. **Did God's love for the Israelites fail when they were ungrateful?** (No!) **What did God do for the Israelites that showed that His Love Never Fails?** (He provided them with food and water anyway.)
3. **Will God's love for us ever fail?** (No!)
4. **When the Israelites blamed being hungry and thirsty on Moses, did his love for them fail?** (No!) **Right! He loved them no matter what. If we love others no matter what like Moses did, what can we show others about God's love?** (That it never fails!)

**Even when they were ungrateful, God's love for the Israelites never failed! God's love for us will never fail either! And just like Moses tried to love the Israelites no matter what, we should try to love others no matter what, too! Because love never fails!**

**That's what we need to know today! Say it with me: Love Never Fails!**

**ASK** kids to close their eyes & bow their heads. Model prayer for kids (or have kids repeat after you) by **PRAYING**:

**Dear Jesus, we are so thankful that Your Love Never Fails! Help us love others no matter what, just like You love us no matter what! We love You! Amen.**

### Need to Know:

**Love Never Fails!**

### Bible Story:

**God's Love Never Fails**

Exodus 13-17

### Materials:

- **Stadium Picture**
- **Hand Sanitizer**
- **Small Candy**
- **Bible Story Cards**
- **Game Cards**
- **Game Story**

## Application Activity

### Summary:

In the game of "Blowout", you will read a story about a racecar. Kids will follow you around the circle and fall down when the car's tires blow out. Kids will see that even though things may fail, God's love doesn't!

## Memory Verse:

*"Love is patient. Love is kind. It does not want what belongs to others. It does not brag. It is not proud. It is not rude. It does not look out for its own interests. It does not easily become angry. It does not keep track of other people's wrongs. Love is not happy with evil. But it is full of joy when truth is spoken. It always protects. It always trusts. It always hopes. It never gives up. Love never fails."*

1 Corinthians 13:4-8

## Application Activity (7 min)

**Materials:** Game Cards, Game Story

1. Give each kid a **Game Card** and have them sit in a circle.
2. Explain how we will play "Blowout."
  - Tell kids that you are going to read them the **Game Story** as you walk in a circle around them (similar to "Duck, Duck, Goose").
    - Make sure to read the story dramatically and somewhat slow.
  - When they hear you say the car part that is on their **game card**, they will lay their card on the floor where they were sitting, stand up, and start following you around the circle.
  - Once your whole group is walking around the circle, they should be listening for you to say "Blowout," at which point they will fall to the ground, and then race back to their seats!
3. After playing "Blowout," ask:

- **What failed in this story?** (Thomas' car)
- **Do we fail at things sometimes?** (Yes!) **That's right! We do! Like when we get questions wrong on a test or forget to do a chore.**

**At one point or another, we are all going to fail. But even when we do, one thing NEVER fails. Does anyone remember what that one thing is?** (God's love!)

**Right! And that's what we need to know today! Say it with me: Love Never Fails!**

## Wrap It Up (5 min)

**Materials:** None

**REVIEW** Remember the motions that you made for your memory verse? Practice the verse together as a family. See if anyone can say it all by themselves. Consider rewarding with a small prize for each kid who can say the entire verse by themselves. Nice job!



# STADIUM PICTURE







# God's Love Never Fails

Exodus 13-17

**God's people, the Israelites, had been slaves in Egypt for 400 years! But because God LOVED (Kids say "Love Never Fails!") them very much, He rescued them from slavery!**

**Pharaoh, the king of Egypt, was not happy about losing his slaves. He decided to bring his whole army and chase after them. The Egyptians caught up to the Israelites when they were camping by the Red Sea.**

**Pharaoh's army was on one side and the Red Sea was on the other. The Israelites had nowhere to go. They were trapped. But God LOVED (Kids say "Love Never Fails!") the Israelites too much to let them go back to slavery.**





***The Egyptians were getting closer and closer and the Israelites were very afraid. Moses said, “Do not be afraid. Just watch God rescue you!”***

***God told Moses to hold his staff out over the water. Moses obeyed and the Red Sea divided right in front of their eyes! A path of dry ground formed with walls of water on both sides!***

***Because God LOVED (Kids say “Love Never Fails!”) His people, He held back the waters until they had walked safely across the sea. When the Egyptians followed into the path after the Israelites, the water roared back into place and covered all of the Egyptians.***



***After crossing the Red Sea, the Israelites wandered in the desert for a long time. Eventually, the food they had brought with them from Egypt ran out and they thought they were going to starve.***

***They blamed Moses for leading them out of Egypt, saying, “At least we had food there!” Even though they were not thankful for all God had done for them, He LOVED (Kids say “Love Never Fails!”) them too much to let them starve.***

***He started sending them bread from Heaven like rain. He sent it day after day. It was called manna and tasted like honey.***





***Soon, the Israelites became ungrateful for the manna as well, and started complaining about being thirsty. They blamed Moses for this too.***

***Even though they blamed him, Moses LOVED (Kids say “Love Never Fails!”) the Israelites and asked God to provide them with water!***

***God told Moses to hit a rock with his staff. Moses obeyed and fresh water gushed out of the rock for the Israelites to drink.***

***God never failed the Israelites and kept LOVING (Kids say “Love Never Fails!”) them no matter what.***

# GAME STORY

**READ** the following story while kids follow the instructions included on the lesson.

***It was the 495<sup>th</sup> lap. There were only five laps to go, and Thomas was in first place. He had maintained the lead for the entire race, but the cars behind him were starting to catch up!***

***A few seconds later, another car passed him! He gripped the STEERING WHEEL and pressed the GAS PEDAL all the way to the floor, but he didn't go any faster! He had to get this figured out if he was going to win the race, so he decided to make a pit stop.***

***He pulled into the pit, rolled down his WINDOW and yelled, "Something's wrong!" His pit crew started checking everything. His fuel tank was still full, and he was firing on all cylinders.***

***They looked at the ENGINE, but they couldn't find anything wrong with it either. Thomas was getting impatient so he jumped out of the car, closed the HOOD, and jumped back in.***

***He fastened his SEAT BELT and sped off. Not long after he was back on the track at a roaring 115 miles per hour, Thomas heard a slight hissing sound.***

***He looked in his side view MIRROR and noticed one of his TIRES was low on air. He hadn't given his crew enough time to check that...  
BLOWOUT!!***

# TIRES



Game Cards

# TIRES



Game Cards

# WINDOW



Game Cards

# WINDOW



Game Cards

# MIRROR



Game Cards

# MIRROR



Game Cards



# GAS PEDAL



Game Cards

# GAS PEDAL



Game Cards

# SEATBELT



Game Cards

# SEATBELT



Game Cards

# STEERING WHEEL



Game Cards

# STEERING WHEEL



Game Cards

# HOOD



Game Cards

# HOOD



Game Cards

# ENGINE



Game Cards

# ENGINE



Game Cards